



Cut out this circle and trace this on black paper or construction paper to create a black circle for the cat's head.

You can also cut out the circle and color it black if you do not have black construction paper to trace.

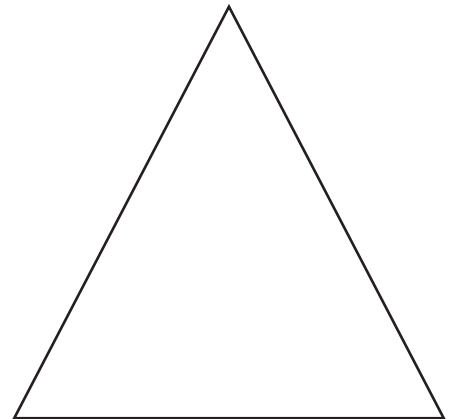

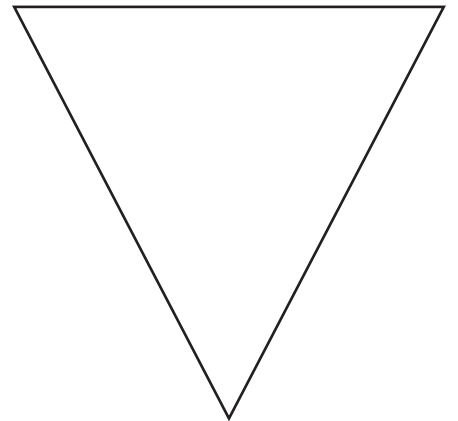


Cut out this circle for this cat's head. Trace it on white paper or construction paper, or just use the white circle you cut out.



Cut out this square for the cat's hat. You can trace it on white paper or construction paper. Or just use the blank reverse side.

Cut out these shapes for the cat's bow tie. You can trace them on red paper or construction paper. You can also cut out the shapes and color them red if you don't have red paper.



Cut out these rectangles for the red stripes on the cat's hat. You can trace it on red paper or construction paper. You can also cut out the shapes and color them red.



Cut out this rectangle for the cat's hat brim. Trace it on white paper or construction paper, or just use the white rectangle you cut out.

